

Searching *Communication Abstracts*

What is *Communication Abstracts*?

Communication Abstracts covers communication-related articles, reports, papers, and books from a variety of publishers, research institutions, and information sources from 1977 to the present. Coverage includes not only communication literature but also literature in other disciplines that is relevant to communication researchers.

How do I get to it?

- From the library's homepage at www.usfca.edu/library
- Go to *Start Your Research*.
- Click on *Communication Studies*.
- Go to *Journal and Newspaper Articles*. Choose *Communication Abstracts*.

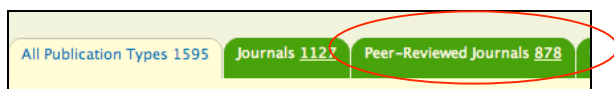
Does it have the full text of articles?

Communication Abstracts does **not** have the full text of articles; it has citations and abstracts. To find the full text of an article, click on 

Searching Tips

To find peer-reviewed journal articles:

- Click on the *Peer-reviewed Journals* tab at the top of the results list.

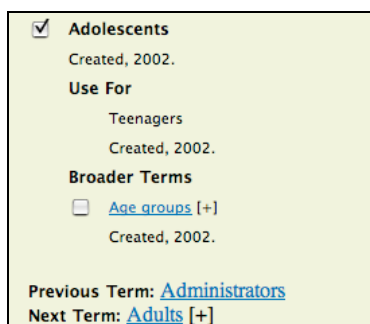


To read the abstract of an article:

- Click on *View Record* at the bottom of the citation.

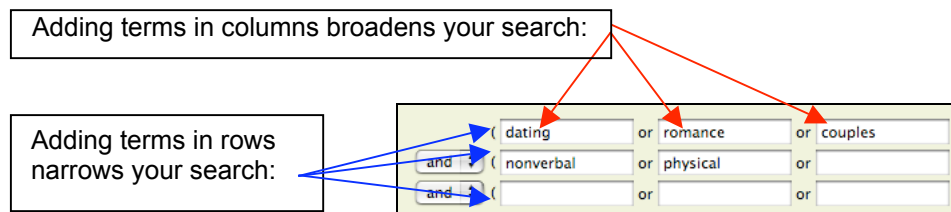
To find Subject Terms and refine your search:

- To check your terminology and get to details about subject terms, click on the *Search Tools* tab, then on the *Thesaurus* tab. Here you can browse for a term and get its broader, narrower, and related terms. Also make sure to look at the Descriptors found in each record to find other subject terms to use in your search.



To reduce or expand your results:

- You will get different results depending on where you type your terms.



To find ONLY journal articles written in English:

- Limit results to **Journal Articles Only** and **English Only** from the main search screen.

Search interface showing filters for 'Journal Articles Only' and 'English Only'.

Search Tips: e.g., wildcard*, exact phrase; use Keywords for a single search of Title, Abstract, Descriptors

Search [Clear]

Now Selected: Communication Abstracts

Change: --- Subject Area --- or [Specific Databases](#)

Date Range: Earliest to 2005

Limited to: Latest Update Journal Articles Only English Only

How can I combine searches?

- Click on the **Search History** box, then **Combine Searches**.
- Enter the numbers of the searches you want to combine, along with any additional terms, and separate them with operators (i.e., OR, AND, NOT).

New Search: #1 and #2 and television

[Search Tips: \(#3 or #2\) and new term](#)

How can I print or email my results?

- Always **Mark** your records before printing or emailing by clicking on the box on the left of the record.
- Click on **Save/Print/Email**.
- Select your print preferences.
- Click on **Email** or **Save** or **Print**.

Questions?

- Click on **Help** for an overview of the database software.
- Or contact Reference Services at (415) 422-2039 or at reference@usfca.edu